



Executive Report for Dr. Maria Sheehan
TRUCKEE MEADOWS COMMUNITY COLLEGE

Key National Benchmarks – Where Does Your Institution Stand?

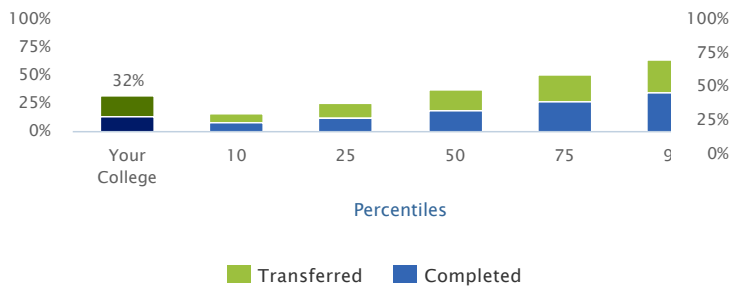
Your college participated in the National Community College Benchmark Project in 2010. This research is conducted annually by The National Higher Education Benchmarking Institute (NHEBI) at Johnson County Community College. We would like to share some of the key results of this study with you. The report illustrates how your college compared to national data, representing 261 community colleges.

The full NCCBP report, available online, contains more than 150 benchmarks on student demographics, measures of student success, faculty and staff data, workforce and community outreach, and institutional characteristics and effectiveness metrics.

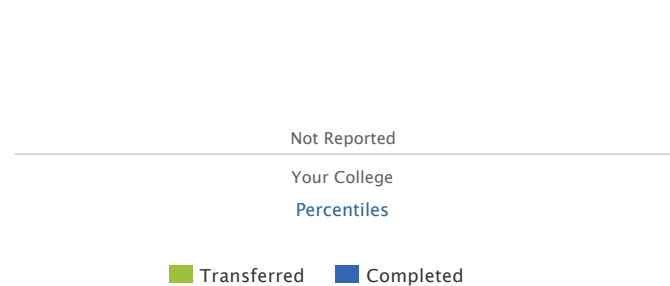
Member colleges use the benchmarks to support:

- Strategic planning and selection of KPIs
- Accreditation
- Internal and external accountability activities
- Institutional transparency
- Documentation of student success

Full-time Students Completed or Transferred in Three Years



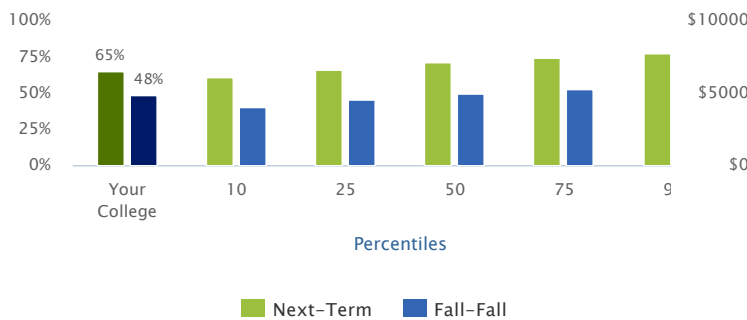
Part-time Students Completed or Transferred in Six Years



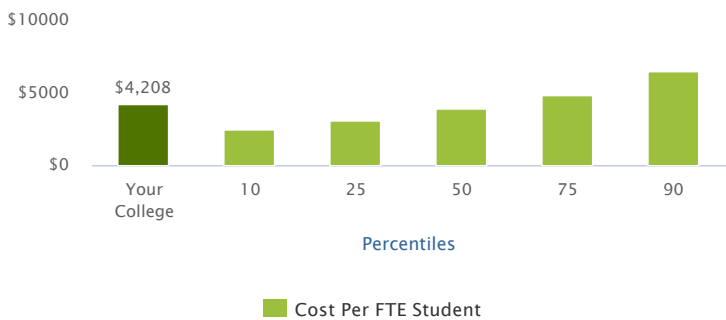
The percent of students out of the unduplicated full-time, first-time, credit headcount from Fall 2006 IPEDS GRS cohort who either completed a degree or certificate before fall 2009 or who transferred to four-year institutions before fall 2009.

The percent of part-time students out of the unduplicated part-time, first-time, credit headcount from Fall 2006 IPEDS GRS cohort who either completed a degree or certificate before fall 2009 or who transferred to four-year institutions before fall 2009.

Persistence Rate



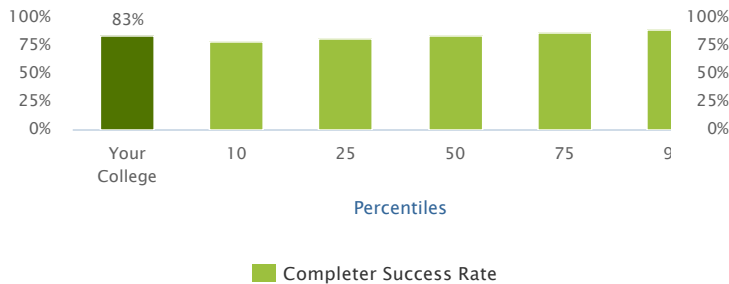
Instructional Cost per FTE Student



The persistence rate is the percent of Fall 2008 credit students, both full- and part-time, who return to the campus for the next term (usually Spring 2009), or for the next fall term (Fall 2009). This metric excludes students who graduated or completed certificates in the time frame.

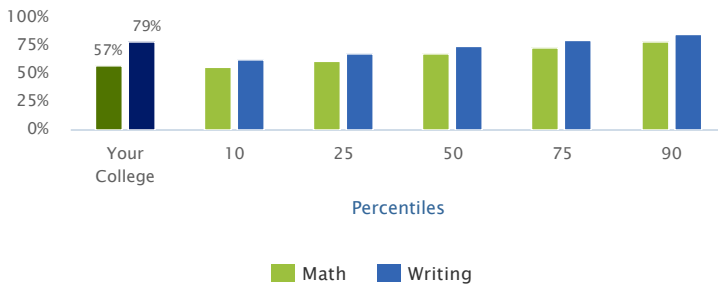
2009 instructional costs include salaries, benefits, supplies, travel and equipment for all full- and part-time faculty and other instructional administration and support personnel per full-time equivalent student.

College-level Courses: Completer Success Rate



The percent of students, institution-wide, who received grades of A, B, C, or Pass in college-level credit courses in fall 2008.

Developmental Completer Success Rate



The percent of students, institution-wide, who received grades of A, B, C, or Pass in developmental/remedial math and writing courses in fall 2008.

Strengths

The following benchmarks are where your community college performed at its best. The benchmark is followed by the percent rank for your institution.

1. % of Distance Learning Credit Hours of Total Credit Hours
Your Rank - 94th Percentile
2. % of Net Revenue from Total Revenue
Your Rank - 93rd Percentile

Opportunities for Improvement

The following benchmarks are where your community college may need improvement. The benchmark is followed by the percent rank for your institution.

1. % of Part-Time, First-Time Students that Completed in Three Years
Your Rank - 3rd Percentile
2. % of Students that Withdrew from Credit Courses
Your Rank - 95th Percentile (Low is better)
3. CCSSE Support for Learners Benchmark Mean
Your Rank - 10th Percentile
4. % of Students that Received a Passing Grade in Math Developmental/Remedial Courses of those that Completed the Course
Your Rank - 12th Percentile

Next Steps — Peer Comparisons

The NCCBP On-Line Peer Comparison Tool allows you to compare your results to similar community colleges. Please contact us if you would like assistance using this tool.

More Information

Thank you for being an NCCBP member. Find more information on the NCCBP by visiting our website **NCCBP.org** or by calling or emailing the Benchmark Institute.

Your research office will be able to provide additional benchmarks from the research, including peer comparisons.

The full NCCBP report, available online, contains more than 150 benchmarks on student demographics, measures of student success, faculty and staff data, workforce and community outreach, and institutional characteristics and effectiveness metrics.

To view this report online, go to **NCCBP.org/reports/executive** and log in.

Dr. Lou Guthrie, Director
National Higher Education
Benchmarking Institute

Johnson County Community College
12345 College Blvd.
Overland Park, KS 66210
913-469-8500 Ext. 4019
E-mail: louguthrie@jccc.edu
Twitter: @EdBenchmark

